



# DOWNTOWN HOUSING

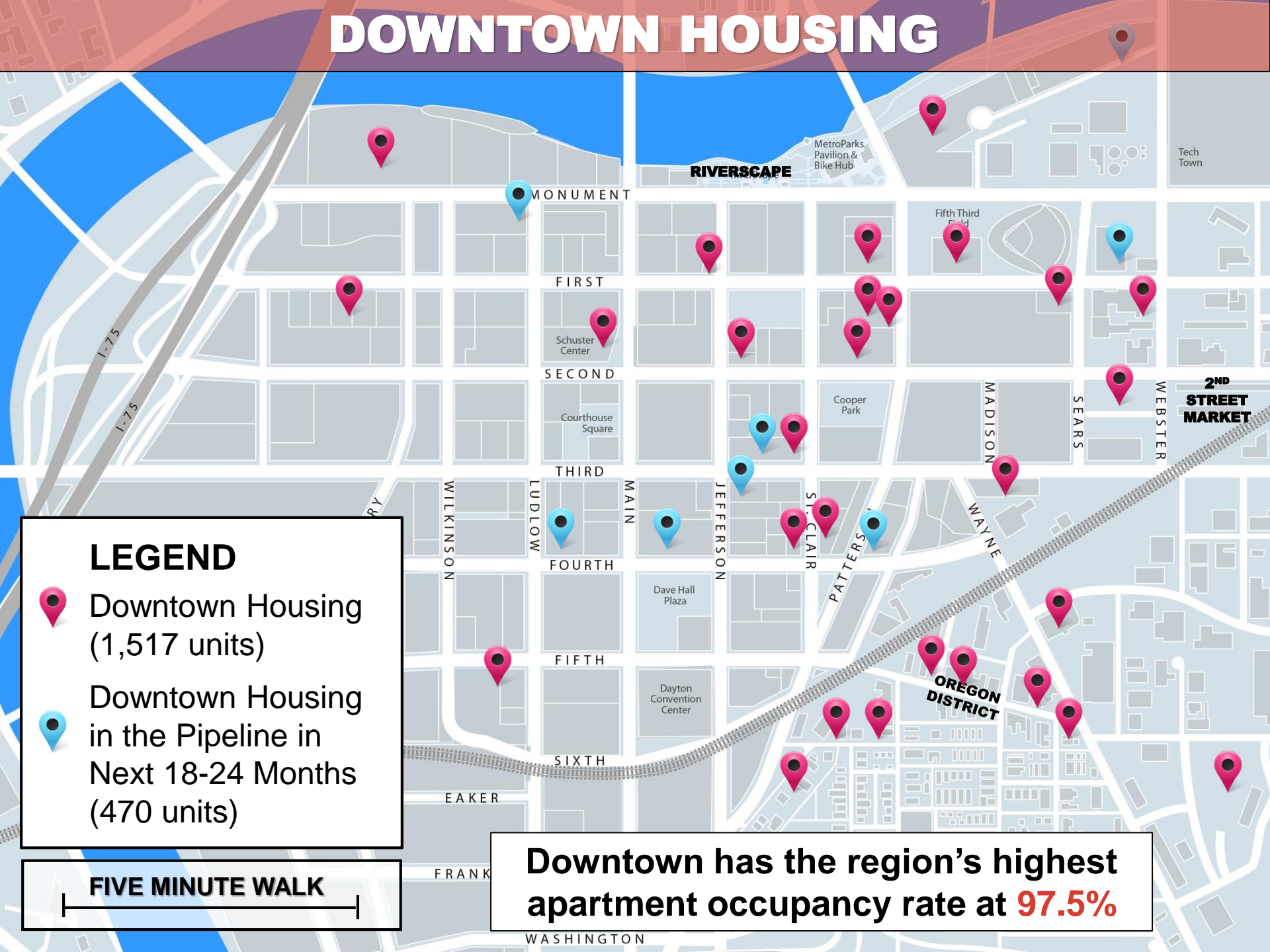
**LEGEND**

-  Downtown Housing (1,517 units)
-  Downtown Housing in the Pipeline in Next 18-24 Months (470 units)

**FIVE MINUTE WALK**



**Downtown has the region's highest apartment occupancy rate at 97.5%**





# HOUSING UNITS

Year	Units
2000	593
2001	729
2002	888
2003	952
2004	1012
2005	1012
2006	1012
2007	1012
2008	1012
2009	1012
2010	1021
2011	1039
2012	1039
2013	1087
2014	1087
2015	1105
2016	1344
2017	1547
2018	1601
2019	1965

### Total Market Rate Housing Units *Downtown Core*

